



Amy Spring Birds Hunt Checklist



barn owl



female blackbird



male blackbird



blue tit



chaffinch



carriion crow



greenfinch



























goldfinch



jackdaw

My I Spy Scavenger Hunt

Before this activity, you may wish to discuss with children the dangers of touching/ eating berries and how to look for small creatures without disturbing/hurting them.


smooth leaf 	spiky leaf 	twigs on the ground 	rocks 
soil 	smooth bark 	rough bark 	nuts or seeds 
fruit or berries 	red flowers 	yellow flowers 	white flowers 
flying insect 	ants 	caterpillar 	butterfly 
spider 	web 	snail 	nest 
feather 	bird flying 	footprints 	animal droppings 

Checklist

- ☐ Something that makes noise
- ☐ Something rough
- ☐ Something smooth
- ☐ Cloud
- ☐ Pinecone
- ☐ A rock with
- ☐ Butterfly
- ☐ Cardinal
- ☐ Spider
- ☐ Snake
- ☐ Rabbit
- ☐ Animal paw print
- ☐ Nibbled on leaf
- ☐ Something ugly
- ☐ Something beautiful
- ☐ A feather
- ☐ Something yellow
- ☐ Two different kinds of seeds
- ☐ Grasshopper



- ☐ Ladybug
- ☐ Snail
- ☐ Bark
- ☐ Nest
- ☐ Spider's
- ☐ Hole in a
- ☐ Lizard
- ☐ Ant



My Scavenger Hunt